

Luminaire Specification

LS50G

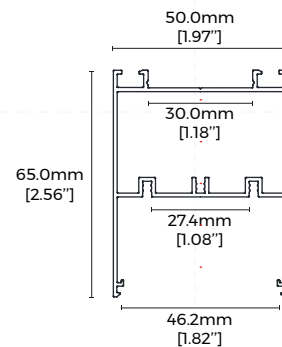

— LINE ECO series



◎ Basic Parameters

- Material: AL6063-T5, spraying surface
- Coating: Black, White
- Length: 1200, 1800, 2400mm optional
- Lighting direction: Downward
- Installaton: Pendant, Ceiling
- IP grade: IP20
- Application: Indoor


- Efficiency: 130 LM/W
- U G R: UGR≤19(X=4H,Y=8H)
- SDCM: <3 Step (ANSI)
- CRI: 80, 90
- CCT: 2700, 3000, 4000, 6500K
- Dimming: Non, 1-10V, DALI2 optional
- Warranty: 5 years



◎ Product mechanical data




1198.0mm
[47.17"]




65.0mm
[2.56"]

50.0mm
[1.97"]



1795.0mm
[70.67"]



2391.0mm
[94.13"]

Note: Luminaires length shown above indicates the length of profile + thickness of 2 end caps, where each end cap is 2.0mm[0.08"] thick, 2 end caps is 4mm[0.16"] thick in total.

© Luminaire Parameters

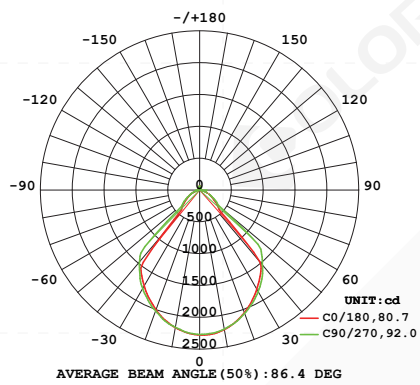
Version	Model	Length	Input Voltage (V)	Max. Current (A)	Type Power (W)	Max. Power (W)	Beam Angle (°)	CRI	CCT	Lumen (LM)
Normal	LS50G	1200mm [3.94ft]	200-240 VAC	0.15 [0.04A/ft]	34.0 [8.63W/ft]	37.4 [9.49W/ft]	90°x80°	>80	2700K	4095 [1040LM/ft]
									3000K	4190 [1065LM/ft]
									4000K	4420 [1120LM/ft]
									6500K	4420 [1120LM/ft]
Normal	LS50G	1200mm [3.94ft]	200-240 VAC	0.15 [0.04A/ft]	34.0 [8.63W/ft]	37.4 [9.49W/ft]	90°x80°	>90	2700K	3445 [875LM/ft]
									3000K	3510 [890LM/ft]
									4000K	3770 [955LM/ft]
									6500K	3770 [955LM/ft]
Normal	LS50G	1800mm [5.91ft]	200-240 VAC	0.23 [0.04A/ft]	52.0 [8.80W/ft]	57.2 [9.70W/ft]	90°x80°	>80	2700K	6265 [1060LM/ft]
									3000K	6410 [1085LM/ft]
									4000K	6760 [1145LM/ft]
									6500K	6760 [1145LM/ft]
Normal	LS50G	1800mm [5.91ft]	200-240 VAC	0.23 [0.04A/ft]	52.0 [8.80W/ft]	57.2 [9.70W/ft]	90°x80°	>90	2700K	5270 [890LM/ft]
									3000K	5370 [910LM/ft]
									4000K	5765 [975LM/ft]
									6500K	5765 [975LM/ft]
Normal	LS50G	2400mm [7.87ft]	200-240 VAC	0.30 [0.04A/ft]	68.0 [8.64W/ft]	74.8 [9.50W/ft]	90°x80°	>80	2700K	8190 [1040LM/ft]
									3000K	8385 [1065LM/ft]
									4000K	8840 [1125LM/ft]
									6500K	8840 [1125LM/ft]
Normal	LS50G	2400mm [7.87ft]	200-240 VAC	0.30 [0.04A/ft]	68.0 [8.64W/ft]	74.8 [9.50W/ft]	90°x80°	>90	2700K	6890 [875LM/ft]
									3000K	7020 [890LM/ft]
									4000K	7540 [960LM/ft]
									6500K	7540 [960LM/ft]

Note:

1. The output data is based on the testing result of Ra80,4000k,white luminaires;
2. The tolerance of output data can be vary up to 10%;
3. The output data is typical value;
- 4.The luminous flux of black luminaire is 100% of white luminaire.

◎ Optical Parameter


Normal Version



H(m)	D(cm)	E _{max} (lx)	E _{avg} (lx)
1	170	2278	1193
2	340	569	298
3	510	253	133
4	679	142	75

* The above data is based on monochrome 4000K color temperature.


◎ Accessories Information

Picture	Name	Model
	Pendant cable	PN(E)-D

◎ Version Type

Normal Version

- 130lm/W
- Dimming method: Non / 1-10V / DALI2 optional



◎ Packing

Model	Modes of packing	Quantity /box	Quantity /carton	GW /box(kg)	Carton (kg)	GW /carton(kg)	Size (mm/carton)
LLS-LS50GTXBS1200(N) -T34NW8N-DC	Single-Unit Inner Box Packaging	1	6	1.87	0.89	12.19	1210*178*168 [47.6"*7.0"*6.6"]
LLS-LS50GTXBS1800(N) -T52NW8N-DC	Single-Unit Inner Box Packaging	1	6	2.80	1.33	18.13	1805*178*168 [71.1"*7.0"*6.6"]
LLS-LS50GTXBS2400(N) -T68NW8N-DC	Single-Unit Inner Box Packaging	1	6	3.74	1.78	24.18	2400*178*168 [94.5"*7.0"*6.6"]

◎ Code Specification



◎ Attentions

- 1.Non-professionals are prohibited from installing, disassembling and repairing the product.
- 2.Avoid scratching, distortion and irregular bending of the product during installation; otherwise it may cause irreparable damage to the product.
- 3.Please use professional cutting tools when cutting
- 4.Do not use any acid or alkaline adhesive to fix products
- 5.The product is only suitable for indoor dry places, can not be used in outdoor, seaside or wet environment.
- 6.PC features: Each 10°C rise or drop will make diffuser extend or shrink 0.8mm/m, please confirm before processing and use